

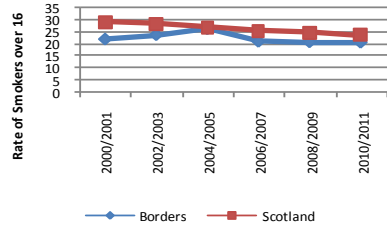
People are living longer

Life Expectancy	Male		Female	
	1998-2000	2008-10	1998-2000	2008-10
Borders	75.1	77.5	79.9	81.2
Scotland	72.9	75.8	78.4	80.4
Difference		1.7		0.8

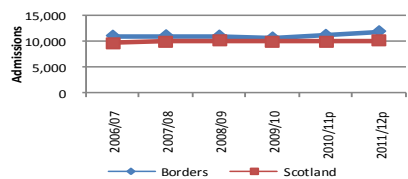
Healthy Life Expectancy is above the Scottish average

Healthy Life Expectancy	Male	Female
Borders	70.4	74.2
Scotland	66.3	70.2
Difference	4.1	4.0

Low Smoking 16+ Rates



Emergency Admissions Rates are Increasing

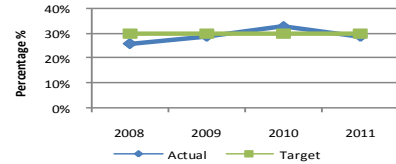


Most patients are treated within 18 wks

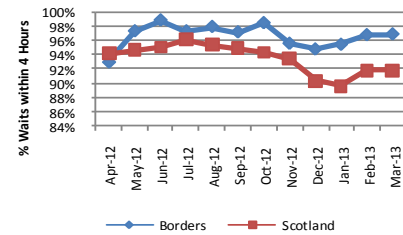
At March 2013 91% of patients were treated within 18 weeks of onward referral to other services; meeting the national target of 90%.

NHS BORDERS — ANNUAL REVIEW AT A GLANCE OUTCOMES 2012/13

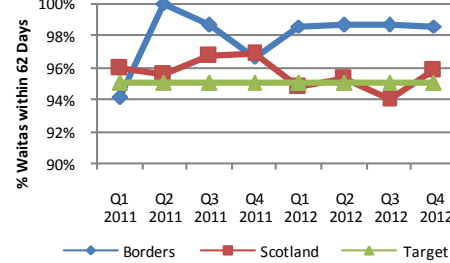
Nearly 30% of people with complex needs are being cared for at home



Waiting times at A&E are shorter than the Scottish Average



99% Cancer Waits with urgent referrals are seen within 62 days

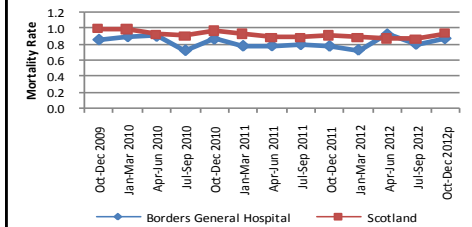


Staff Absence has decreased

Staff Absence Rate	2011/12	2012/13
Borders	4.71	4.25
Scotland	4.63	4.80
Difference	+0.08	-0.55



BGH Mortality Rates are generally lower than average



Patient satisfaction levels with local health services have increased

From 2007 when 87% patients were not dissatisfied with the service there has been an increase in satisfaction to 2011 when 96% were not dissatisfied.

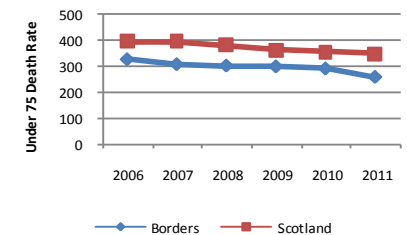
Prevalence of Healthcare Associated Infections is below Scottish Average

Prevalence of HAI in the Borders General Hospital was 2.8% in 2011 (European Point Prevalence Survey)

More time is spent at home in the last six months of life than Scottish Average

In 2010/11 91.2% of time was spent at home or in a community setting in the last 6 months of life. (Average: 90.7%)

Under 75 Death Rates (per 100,000) are Low



NHS BORDERS ANNUAL REVIEW 2013
AT A GLANCE HEAT TARGET PERFORMANCE AS AT MARCH 2013

- **Alcohol brief interventions** completed in the year 2012/13 totalled **2,655** compared to the planned 1,247, **113% above target**.
- The number of **smokers successfully quitting** for a month in the 40% most deprived quintiles was 779 as at December 2012, **59% above the target** of 490.
- The number of **child healthy weight interventions completed** was 121 for 2011/12; **21% above the target** of 100.
- Patient journeys **from referral to treatment** were **within 18 weeks** for 91% of all cases in March 2013.
- **97%** of patients waiting in **A&E** did so for **less than 4 hours** at March 2013.
- All patients **waiting for treatment** by the **Child and Adolescent Mental Health Service** were seen **within 26 weeks** in January to March 2013.
- Between January and March 2013 98% of patients waiting for **drugs or alcohol treatment** were seen **within 3 weeks**.
- During 2011/12 94% of patients had **access within 48 hours** to their **GP Practice Team**.
- At 15th April 2013 **no patients** were waiting **over 4 weeks** to be **discharged** from hospital.
- In December 2012 there were 0.31 **identifications of MRSA/MSSA infections** per 1,000 acute occupied bed days **above the target** of 0.26, **C Diff rates** were 0.44 **above the target** of 0.39.
- **100%** of patients **urgently** referred for **cancer treatment** began treatment **within 31 days** of decision to treat from September 2012 to March 2013.
- During 2012/13 **91%** of all **stroke patients** were **admitted to the stroke unit within one day** of admission to the hospital.
- In 2012/2013 493 **cardiovascular health checks** have been completed, **25% above the target** of 400.
- In March 2013 there were **943 people** on the **dementia register**.
- The **breastfeeding rate** at 6 weeks post-birth was **32.4%** in 2011/12, **6.1% above the Scottish average**.