



When printing scale to paper size A4





























child's name



Communication Book

When printing scale to paper size A4

I, me 	is 	can	will 	do 	have 
you 	are	want 	like 	need 	get 
he 	she 	stop 	go 	come 	take 
it 	this 	see 	look 	put 	make 
they 	that 	think 	know 	say 	give 
we 	a	eat 	help 	play 	turn 
the		open 			

what 	where 	who 	not 	more 
when 	with 	in 	now 	finished 
for	here 	out 	good 	different 
of	there 	up 	bad 	all 
on 	off 	down 	and 	some 
to 	over 	or	but 	because

When printing scale to paper size A4

what 	where 	who 	not 	more
when 	with 	in 	now 	finished
for 	here 	out 	good 	different
of 	there 	up 	bad 	all
on 	off 	down 	and 	some
to 	over 	or 	but 	because

Instructions for Using My Communication Book

Help me to use my communication book at all times. Make sure it is available to me and encourage me to get it when I can.

My book is laid out in categories. The left hand page is my core vocabulary and stays the same. The right hand page is my topic vocabulary and this changes with each page. My book has colours and tabs to help me find my way through it.

Model to me how I can use my book by pointing to symbols that support what you are saying. You don't need to point to a symbol for every word you say, just the key ones.

Encourage me to point to symbols to support what I am trying to tell you. I might not try to make up sentences, I might just use one or two key words and this is ok. Encourage me to name the symbols as I point to them or name them for me if I can't.

I might use some other types of communication too such as signing or gesture. Support me to keep doing this.

If you think of any other symbols that would be useful and are not in my book please let my speech therapist or my class-teacher know.

When printing scale to paper size A4

what 	where 	who 	not 	more
when 	with 	in 	now 	finished
for 	here 	out 	good 	different
of 	there 	up 	bad 	all
on 	off 	down 	and 	some
to 	over 	or 	but 	because

numbers				1 4 9 5 2 8	numbers
1	2	3	4	1 4 9 5 2 8	
5	6	7	8		
9	10	11	12		
13	14	15	16		
17	18	19	20		

When printing scale to paper size A4

what 	where 	who 	not 	more
when 	with 	in 	now 	finished
for 	here 	out 	good 	different
of 	there 	up 	bad 	all
on 	off 	down 	and 	some
to 	over 	or 	but 	because

days of the week

weekend 	Monday 	Tuesday
	Wednesday 	Thursday
	Friday 	Saturday
		Sunday

days of the week

Su	M	T	W	Th	F	Sa
----	---	---	---	----	---	----

When printing scale to paper size A4

what 	where 	who 	not 	more
when 	with 	in 	now 	finished
for 	here 	out 	good 	different
of 	there 	up 	bad 	all
on 	off 	down 	and 	some
to 	over 	or 	but 	because

months of the year

January 	February 	March 	April
May 	June 	July 	August
September 	October 	November 	December

months of the year

seasons

--	--	--	--